

THE THEORETICAL AND PRACTICAL SIGNIFICANCE OF THE VASSILIEV'S BIOCORRECTION IN THE CONTEMPORARY MEDICAL SCIENCE AND BIOLOGY.

Vassiliev V.

Medical & Social Centre "Raiduga", Ukraine.

Abstract

The review showed the theoretical and practical significance of the method of biocorrection after Vassiliev, including the method of adrenograms, containing clinical and prognostic probes with L-DOPA, by means of that the intimate mechanisms of dopamine (DA) metabolism are revealed, the reasons of their infringement and the possibility of correction of infringements with L-DOPA- and corticoid-containing preparates (Vassiliev preparates 1 and 2 and their pharcomposition).

There is collected a biosocial portrait of contemporary males and females with their classification at biotypes, syndromes, symptoms and other parameters, whereas most parameters of males are lower than of females.

By means of adrenograms new functions of DA are revealed in a wide range of nervous and neuro-psychical diseases of DA-etiology. It gives possibility to carry out a differentiated diagnostics, for example CP from encephalopathies and of Shoshina -Vassiliev syndrome, demyelinating diseases from Vassiliev syndrome, sympato-adrenal crises from hypertension etc., a high efficient (from 50-55% to 75%) biocorrection of these pathologies.

The method of biocorrection corresponds to all the criterions of the medicine of future: extraordinary high treatment efficiency, in fact absence of chemotherapy; treatment by means of natural metabolites in purely physiological doses; individualization of patients with consideration of their biotypes, biorhythms (chronotherapy) with constructing a mathematical model of organism's affection and of treatment efficiency; obtaining by a patient a social significance in many cases, including the restoration of intellect. This method is also perspective for a biocorrection of clinically healthy people of various age in states of stress etc.

The method of biocorrection is indispensable for the restoring of the infringed function of not only a nervous cell, but the whole nervous system, what gives reason for its universal use in various fields of medicine and biology neurology, profession pathologies, gerontology, neurosurgery, neurophysiology, psychology and many others, and also in experimental medicine and biology for a revealing of new neurohormones functions and creating a series of therapeutical preparates of new generation. The findings may be put into the grounds of a creation of abilitation-rehabilitation Centers of new formation.


Key Words: Biocorrection of Vassiliev - Adrenogram of Vassiliev - Probes with L-DOPA of Vassiliev - Syndrome-triad of Vassiliev - Syndrome-triad of Shoshina-Vassiliev - Paralyzes of DA-etiology - DA-metabolism - Biotypes - Biosocial portrait - Vassiliev preparates.

1. The method of Vassiliev's adrenograms as a method of human objectivization and prognosing of a man at various states and pathologies.

With the purpose of a human objectivization, since 1968 I have developed an universal method of evaluation of human health state with the elements of the long-term prognosing.

This method was widely published in the science literature and was recommended by the Ministry of Health Care of USSR for use in clinical practice yet in 1984 and received an official name of the method of adrenograms.^{3,5,8,10,14,16,17,23,26,27,38} That means

clinical interpretation of the excretions with urine of such neurohormones and neuromediators of sympato-adrenal system (SAS) as adrenaline (A), noradrenaline (NA), dopamine (DA) and their common predecessor- amino acid DOPA in aspect of daily biorhythm with clinical prognostic and diagnostic probes with L-DOPA, which brings to light the intimate mechanisms of the infringement of central and peripheral nervous systems (NS) functioning and gives the possibility to correct them. On the basis of these findings we can construct a mathematical trajectory of the affection of organism, reflecting the level of adaptation, periods of tiredness and rehabilitation at healthy persons, and diagnostics and effectiveness of a treatment- at the patients. The method is well combined with conventional researches (ECG, EEG, EMG, IMRT etc.), but excels them in the profundity of information and also gives the possibility to count precisely individualized doses of necessary preparates in aspect of chronotherapy and chronopharmacology,



especially such as the patented one of microNacom type (Vassiliev prepare-1) and microcorticoid (Vassiliev prepare-2), which lay in the grounds of the Vassiliev biocorrection,^{6,9,16,23} having precisely objectivized the physiotherapy in time.^{25,27,34} Only this method equales the physicians to divide distinctly the clinically healthy persons and the patients into 3 genetically conditioned biotypes according to a prevalence of the excretion with urine: A- adrenal type (A-type), NA- noradrenal type (NA-type) and correspondingly A+NA - mixed (A+NA-type), which conform well to the clinical and psychological definitions: A-type - as a phobic (anxious), NA-type - as a hysterical (leader, obsessive), A+NA-type - as a hyperreactor (hyperemotional).

We succeeded in showing, that A- and A+NA-types are met positively more often in statistic at males (M), while NA-type is more frequent at females (F), what can say about bigger phobia and explosivity at males and more often leadership at females. There is an interesting fact, that two identical biotypes are psychologically incompatible, especially in the microsocial sphere, for example in family, in the conditions of isolation (for instance in space flight), in extremal situations etc. The revealing of a leader, including the occult one, that means a person of NA-type, is important for family planning, for professional selection to nervous-emotional jobs (operator, pilot, director etc.), for sport (stayer - NA-type, sprinter - A-type), in clinical practice for psychotherapy, physiotherapy etc. Hypnotherapy, autotraining and zone acupuncture are contra-indicated for NA- and A+NA-types, therapeutical fasting - for A-type (only up to 5 days, NA- and A+NA-types - up to 10 days) etc.^{25,27,34} When not realized NA-

type becomes quarrelsome, aggressive, falls ill with neurosis, psychosis. Our observations showed, when the persons of A-type drink spirits, the proportional increasing of NA synthesis has place at the persons of A-type, and they as if temporarily change their biotype, passing into leader NA-type, they become aggressive, it enables them to compensate their phobias. It can serve as a stimulus for spirits taking, get fastened and turn into alcoholism. Some drugs have the same action. NA-type has often a reverse reaction, when spirits taking after the intensification of NA synthesis, there is its exhaustion against a background of A increasing, what is often accompanied with phobias.

The clinical analyze revealed differences in the collection of diseases depending on biotypes of the persons being observed. So persons of A-type have more often: psychosis, hypertension, infarction myocardis and diabetes, persons of NA-type and A+NA-type – more often depressions, including the serious ones manic-depressive psychosis, schizophrenia, hypotonic disease and insults.

It is added the frequency of the manifestation of neurosis syndromes at M and F: so hysteroidity and explosivity are revealed at 60.5% M – in comparison with 43.3% at F; neurasthenia – at 36.2% F and at 25.6% M; obsessivity is found at 17.3% F and at 13.3% M. Then the screening revealed the mass manifestation of paroxysms including the acute ones: at 80.2% M and at 70.2% F, and also a hypothalamic predisposition at 50.4% M and at 53.6% F, a hypothalamic syndrome – correspondingly at 29.4% and 38.6%. Probably it is conducive later to forming the sympato-adrenal crises of A-, NA-, and A+NA-types at 47.4% M and 43.7% F and also leads to mass decreasing of functional abilities of SAS at 83.4% M and at 79.2% F, what lowers their adaptational abilities. It is proved with night sleep infringement at 83.4% at M and 79.5% at F in shape of inversion or a rough disorder, when at night time A and NA excretion increases, what witnesses of neurotological disorders or reflects a delayed phase of stress.^{24,26} The decreasing of SAS reserves synthesis, namely DOPA and DA is a negative factor, leading to the decreasing of resistibility, to probably such diseases as paralysis of dopamine etiology (cerebral paralysis, demyelinating diseases, myopathies etc.), what had been discovered by us, namely at the examining of Shoshina-Vassiliev syndrome and Vassiliev syndrome.^{18,20,31-33}

Paroxysms, especially the acute ones, can also form the cardiovascular insufficiency, initial signs of brain blood circulation insufficiency etc. In practice they are often mixed up with hypertensive crises and diseases.

We succeeded in revealing 2 types of hypothalamic syndrome: the polymorphous one- with A-, NA-, and A+NA-crises and the simple one - with exhaustion of SAS and their various forms, and also in showing their sexual differences at the first type: more acute A- and NA- crises at M (more often in the morning and in the evening), A- and NA- crises – at F (more often by day and less expressed). The first type is characteristic for M in 64%, the second is characteristic for F in 61%.

The dynamics of the season exacerbation of hypothalamic syndrome reveals the differences in types: the examined patients or the first type have exacerbation in autumn in 21%, in spring in 13%, in winter in 10% and in summer only in 3%; the ones of the second correspondingly – 18%, 17%, 10% and 6%. The summing up of these data shows exacerbation of hypothalamic syndrome at M and F of the second type in autumn in 39% cases, in spring in 30%, in winter in 20% and in summer only in 9%, the sexual differences display only in

the first type.^{25,27,37} Hypothalamic predisposition or the more expressed infringement, hypothalamic syndrome are prognostically negative, for there is a dissociation of the central and vegetative nervous systems, which display in the dysfunction of SAS.

The analyze showed, the biotypes differ in the biochemical data too. The increasing of the leukocytes number is found out in M and F A+NA-types, owing to the increase of content percentage of monocytes and the decrease of lymphocytes.

The reduction of monocytes and erythrocytes as of residual nitrogen and also the β -lipoproteins increasing is characteristic of F NA-types, and it was marked the increasing of β -lipoproteins at M of all the types.

Almost all the data except of glucose and blood cholesterin were higher at M than at F. The ATF content in blood was higher in M and F of NA- and A+NA-types, the reduction of the content of lactic acid in plasma was noticed at A+NA-type and the reduction of the content of free fatty acids in blood – at A- and NA- types.

We had success in revealing the interrelation between the immune status and the biotypes (especially for A-type) and in researching the sexual differences. But the specialties of biotypes at M and F display most distinctly in various forms of neuroses. So, it was shown, that neurosis of morbid fears at M differs from neurasthenia mainly in the increasing of the leukocytes numbers, what is characteristic only for the patients of A-type, in the reduction of the residual nitrogen content mostly at the patients of A+NA-type, in the reduced concentration of cholesterin in blood at the patients of A-type and in the increased one – at the patients of NA-type, in the increased glucose content mostly at the patients of A-type, in the increased β -lipoproteins concentration at the patients of A+NA-type. At the same time the main differences between neurosis of morbid fears and neurasthenia at F were the following ones: the decreased monocytes quantity at the patients of A+NA-types, the increased number of eosinophiles at the patients of NA-type, the reduced cholesterin concentration at the patients of A- and A+NA-types, the increased glucose concentration and the reduced one of β -lipoproteins at the patients of A+NA-type.

Such an approach makes it possible not only to find the differences between two neurosis forms in sexual aspect, but also to reveal, what biological type of patients determines these changes.

Thus these findings may be considered as a proof of the diminution of adaptation abilities, especially at M, in today conditions, what leads to the development of the "civilization diseases" – neuroses, psychoses, cardiovascular pathologies etc., to capacity for work, to the conflictness increasing, especially in the microsocial sphere, to the growth of the born infants with psychophysical pathology in particular with cerebral paralysis (CP) etc.

So, it was a brief biopportrait of the contemporary social significant M and F of urban population, where the M is inferior to the F almost in all the parameters, what is to take into account in the medical, sociological and other practices.

The method of adenograms can be successfully used not only for the objectivization of the functional state of a man, but also for the diagnostics and the specifying of a diagnosis of a series of nervous, psychical and other diseases. So it can be diagnosed in a series of the diseases of DA-etiology only on the grounds of the adenograms. For example, in the cases of Shoshina-Vassiliev syndrome



among the patients with CP, encephalopathies etc. or at the Vassiliev syndrome among the patients with demyelinating diseases. It succeeds to differ, for instance, CP from encephalopathy etc., neurosis from the acute stress state, manic-depressive psychosis and schizophrenia, when the DA synthesis increases correspondingly in 10, 20 and 46 times.^{19,25,27} It is interesting, that the reduction of DA metabolism takes place at the aging of organism, leading to the progressive reduction of the adaptation of these people, to the motor activity infringements and often of intellect. But the L-DOPA probe revealed their potential abilities to the increase of the DA synthesis in 32 times, what has no practical realization in life.^{19,25,27} By the way the commonness of etiology and aging pathogenesis, Alzheimer disease and cerebral atrophy. By means of the adrenograms it succeeded to show, that the autism is a residual form of CP etc.

The role of the functional probe with 0.1g L-DOPA is indispensable for the differentiated diagnostics and the clinical prognostical probe with 0.5g L-DOPA.^{2,9,14-25, 38}

The method of adrenograms is a basis for the biocorrection method of a wide range of diseases of DA-etiology, that widens and broadens every year.

Even when the DA metabolism goes in some diseases into background, all the same adrenograms help a physician to obtain a profound, individualized, inaccessible to other methods information about a patient in aspect of the day and season biorhythms, about his adaptational abilities and also a whole symptomocomplex and possibility of its long-term prognosing.

The method is wide elucidated in the world medical literature, was included into hundreds of scientific articles, courses, monographs, references, is reserved with the patents.^{1-5, 12-17, 23, 25-27, 28-34, 38-43}

2. The biocorrection of Vassiliev as a method of treatment of incurable nervous and neuro-psychical diseases of dopamine etiology.

The use of adrenograms method at the patients with cerebral paralysis (CP), leukodystrophia, Strumel disease etc. It gave the possibility 1974 to single out a specific block of the synthesis of central mediator and of neurohormone DA and the possibility of its full restoring with microdoses of substitution therapy L-DOPA containing preparates, what was manifested in the 100% recovery during the limited period of time (days, weeks). This phenomenon got an official name Shoshina-Vassiliev Syndrome, it was approved by the State Committee on the inventions and discoveries of USSR and by the Health Care Ministries of USSR and RSFSR 1984-85,³¹ is widely described in the world scientific literature^{16,18,31-33} is included into the course.⁴³ The importance of its syndrome-triad (new disease, its mechanism and 100% therapy) can scarcely be exaggerated, because being the ideal model for development and treatment of paralyses, it made it possible to disclose the mechanisms of affection and restoration of DA metabolism, series of diseases having been considered the self-dependent ones (CP, demyelinating diseases including multisclerosis (MS), neuro-muscular ones including all the kinds of myopathy, postinfectional, posttraumatic and oth. kinds of paralyses and also neuro-psychical diseases: epilepsy, autism, dislexion, mental underdevelopment etc.) with the clinical effect from 50-55% to 75% in cases of CP and encephalopathies (scheme 1). It should be noted, these diseases are considered as the incurable ones in the World medicine up to this day, where as we succeeded not only to stop the progressing of the diseases (days, weeks), but also to get the pronounced clinical improvements including also a harmonious development of intellect frequently up to the

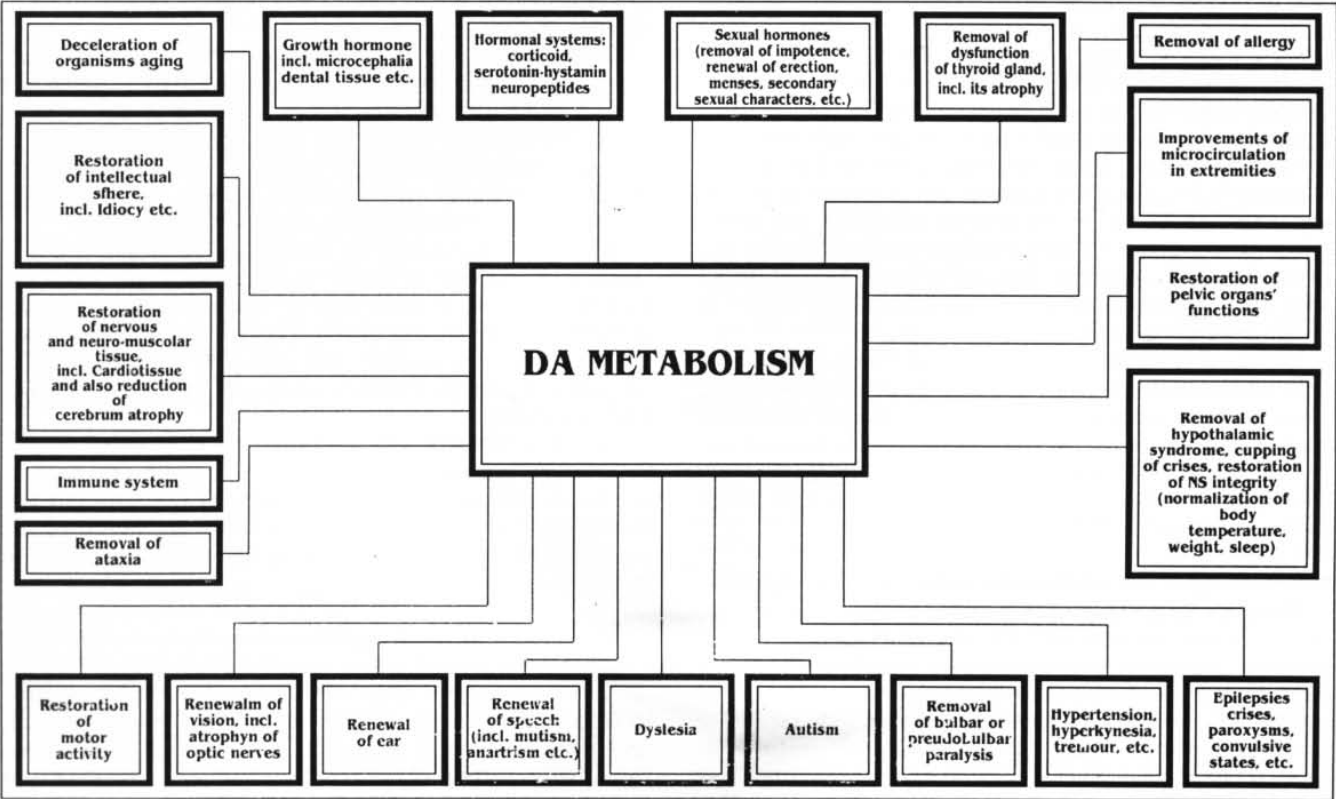


Fig. 1 - Influence of biocorrection on DA metabolism.

age norm and to the attaining of social significance, when the patients begin to lead an independent way of life etc.

In the beginning of the 80s a syndrome-triad was revealed among the patients with demyelinating diseases, that got the name the syndrome of Vassiliev. That gives the 100% effect of recovery at biocorrection too, but differs of principle from the syndrome-triad of Shoshina-Vassiliev as:

1. biocorrection time- not days and weeks, but some months;
2. it is possible at cure to cancel the L-DOPA containing preparate on the whole, while in the syndrome of Shoshina-Vassiliev, defined as enzymopathy, the patients take lifelong one and the same dose of a patented preparate everyday irrespective of the patient's weight and age;

3. the distribution of the Vassiliev syndrome may make up 15-20% and more, while the Shoshina-Vassiliev syndrome seems to have only 1-2%, but in recomputation on the millions of the patients with CP in the world that number of the patients, being able to become healthy in some days, will make up an impressive figure in each country.^{18,20,38, 40}

Let's give the definition of the term "biocorrection" once more. It was introduced and patented by the author in the beginnings of the 80s. It means an infusion of the exogenous L-DOPA containing preparate in precise doses, most often per orally, doses are calculated by means of adrenograms at Km to within ± 1 mg; any breach of this precision either gives no therapeutical effect, or is conducive to the arising the secondary spastics, more dangerous than the initial one, and to the reinforcement of the progressing of disease. Other preparates, besides the preparate Vassiliev-2 especially the chemic-therapeutical ones, are not used as a rule.

The biocorrection is based on the leading role of DA not only in sympatico-adrenal system (SAS), but also in other systems (corticoid, neuropeptide, growth hormone, hystamine-serotonine, thyroid gland hormones etc.), what influences in its turn upon synthetic processes not only in nervous cells, but in the nervous system at whole, what makes us to review the ideas about organic affectations of the nervous system, about restoring of the neuro-muscular system in particular at myopathies, about psychical activity etc.^{5,8,28,30,31,39} (scheme 1). There is an interesting fact of the prevalent male birch at the prolonged biocorrection of one or both parents, what may indicate to retroaction of DA on DNK. The data of successful biocorrection of series of genetical diseases testify to it too.

Earlier the author has described the treatment by the biocorrection method since 1974 up to 2000 more than 3 thous. patients (1 thous. of them with pharmacodynamics studying) in age from 3mth to 85y. with effectiveness not less than 50-75% , in the cases of Shoshina-Vassiliev and Vassiliev syndromes - 100% with observation time 10-20 and more years.^{2,9,21,22,28,29,35,38,40,41}

3. Restoring of the intellectual sphere at biocorrection.

There are frequent infringements of psychical and mental activity at the patients with CP, encephalopathies, neuro-muscular diseases, posttraumatological and postinfectious paralyses etc., and also with neuro-psychical diseases, as oligophrenia, mental deficiency, autism etc. By means of biocorrection the infringed DA-metabolism is restored at these patients, what gives a marked clinical effect not less than in 50-75% of cases with harmonious development of personality (physical and psychical status), often up to the

achieving a level of clinically healthy persons of proper age, incl. a social significance, when they lead an independent waylife, speak, walk, work, study successful at common educational institutions, create families and have children, achieve high results in scientific activity (enter post-graduate studentships, stand for a degree) and culture (write poetry, paint), go in for sports etc.

Biocorrection makes it possible to level the difference of biological and passport age. The observation time of the first patients, described by the author , is more than 25 years. Especially strong it pronounces in the Shoshina-Vassiliev syndrome at the patients with CP and in the Vassiliev syndrome at the patients with MS. Simultaneously with the reduction of neurological disorders there were marked some improvements in intellectual sphere of the patients: improvement of memory, cognitive parameters, improvement or emergence of speech etc. The emergence of motor activity played a stimulating role by this.

It's necessary to divide for analyze emotional disorders, excited with disease, such as depression, phobia or euphoria, especially at clinical improvements with division them according to adrenogram into biotypes, forming these emotional disorders. Especially often depression, phobia or "viscosity of psychics" were noticed at posttraumatological patients and at myopathies with more frequent revealing of A-type at them, as a rule the patients of NA-type display the "irreparability syndrome", negativism to treatment at first stages - because earlier they had been treated with various methods and not only got no improvements, quite the reverse-progressing of pathologies and often with breach of deontology from a physician's side, who prognosed them negative.

Thus, when analyzing the materials of biocorrection of the patients with mental deficiency, it's possible to say, the restoring of DA-metabolism is directly connected with the improvement or full restoration of mental development.^{35, 39}

The analyze of the patients, who proceed with biocorrection, every month the reduction of neurological and psychical symptomatology grows, what displays in their successful studying not only at special schools, but also at common ones and even at colleges for gifted children, positively influences on the parents, who as if "rejuvenate", there are cases of the returning of fathers into families.

But that's necessary to take into account also the "hypersensitiveness" of some "incurable" patients to all the external influences, their fear of "former diagnosis", they avoid to contact to journalists, change the addresses, are afraid of "doctor's smocks". It's especially characteristic for the patients with the Vassiliev syndrome, having been cured from MS at whole.

Our data witness convincingly, the diagnosis "mental deficiency" is cured successful and practicing and parents are to re-orientate their psychology in response to the possibilities of rehabilitation or even of abilitation of the patients with the diagnoses, having been considered as the incurable ones.

4. New functions of DA and its metabolism.

The syndrome-triad of Shoshina-Vassiliev is based on the "on-off" possibility of DA-metabolism and makes it possible to trace during the limited time the emergence and swift development of clinics, in particular of cerebral paralysis as a rule "from above-downwards" and the same rapid restoration, what was researched by us by means of adrenograms and sometimes IMRT. That revealed a direct

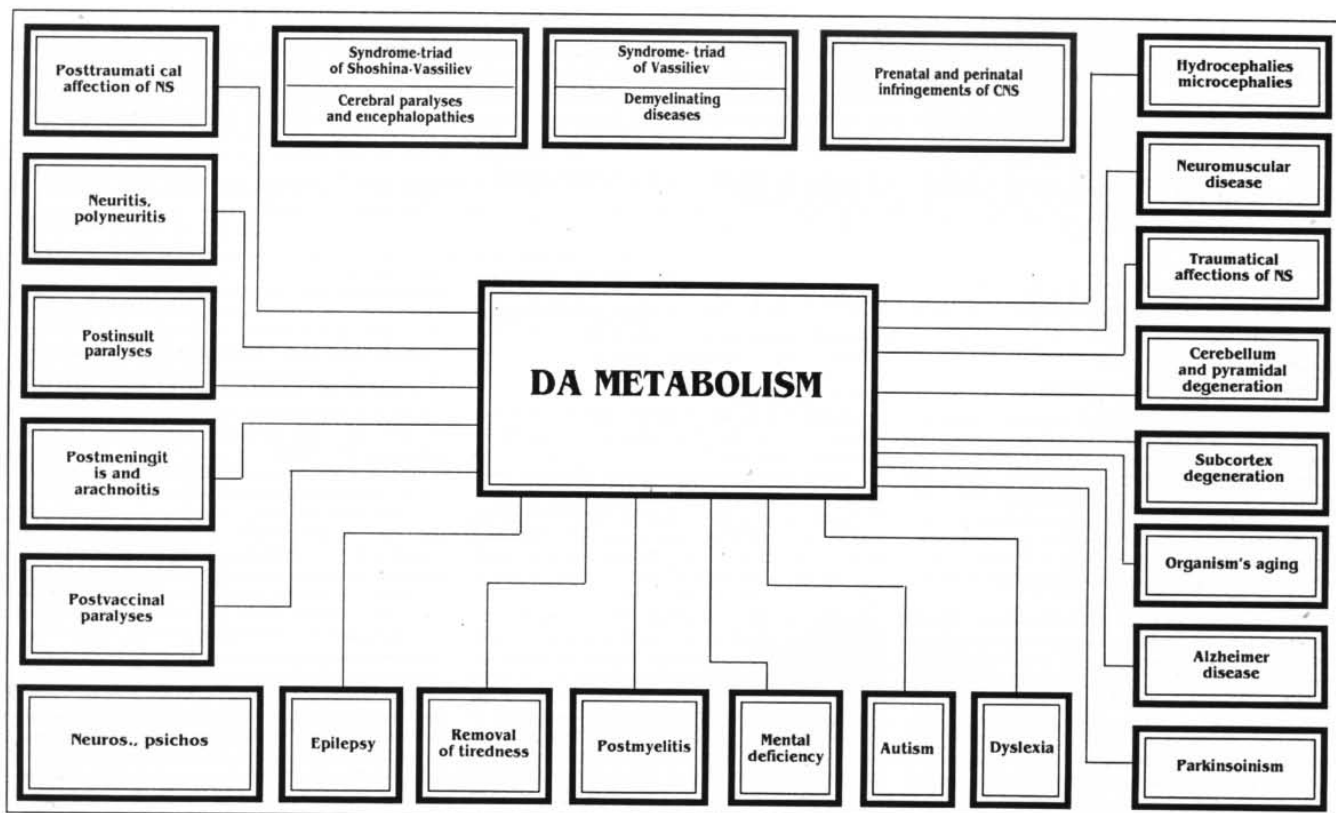


Fig. 2 -Nosologies of DA-etiology, subject to biocorrection of Vassiliev.

participation of DA in various disorders and in the restoration of NS. Having corroborated our conclusions, the syndrome-triad revealed some other intimate mechanisms of participation of DA, either not described in literature, existing only in experiments on the animals (scheme 2).

By the way, the adduced data seem to be universal both for a man and for animals, for many kinds of cats and dogs paralyses give way to bio correction with a high efficiency too.⁶⁹

In conclusion it's necessary to say, that the method of biocorrection corresponds to criterions of the medicine of future: extraordinary high treatment efficiency; in fact absence of chemotherapy; treatment by means of natural metabolites in purely physiological doses; individualization of the patients with consideration of their biotypes, biorhythms (chronotherapy) with constructing of a mathematical model of organism's affection and of treatment efficiency; leading the patients, including intellect, to a social significance. This method is perspective also for a

biocorrection of clinically healthy people in state of stress and of people of elderly and senile age etc.

The biocorrection method is indispensable for the restoring of the infringed function not only of a nervous cell, but of the whole nervous system, what gives reason for the universal use of it in various fields of medicine: gerontology, neurosurgery, neurophysiology and many others and also in experimental medicine and biology with revealing the new functions with the new ideas about abilitation-rehabilitation of a man and creation of a series of preparates of new generation.

These data are revolutionary in many aspects for contemporary medicine and biology, they demand fundamental polybranches researches, what can give new ideas for practical and theoretical medicine about NS at whole, about its infringements and regeneration, about a real opportunity to make hundreds of thousands incurable patients socially significant.

Riassunto

Nella rassegna è mostrato il significato teoretico e pratico del metodo di biocorrezione di Vassiliev compreso il metodo degli adrenogrammi contenenti le prove cliniche funzionali e prognostiche con L-DOPA. Con l'aiuto di questo metodo si riesce a scoprire gli intimi meccanismi del metabolismo di dopamina (DA), le alterazioni di quel metabolismo e la possibilità di loro ricupero con i preparati contenenti L-DOPA e corticoidi (preparati di Vassiliev - 1 e 2 e le sue composizioni farmacologiche).

È raccolto il ritratto biosociale dell'uomo e della donna attuali classificandoli secondo ai biotipi, sintomi ed altri parametri mentre la maggior parte di cui per gli uomini diventano inferiori alle donne.

Con l'aiuto degli adrenogrammi sono individuati le nuove funzioni di DA nell'ampio spettro delle malattie nervose e neuro-psichiche con la diagnostica differenziale, per esempio differenziare le paralisi cerebrali (PC) dalle encefalopatie e sindrome Shoshina-Vassiliev, le malattie demielinizzanti dalla sindrome Vassiliev, le crisi simpatich-adrenergiche dalle malattia d'ipertensione ed altre nonchè effettuare la biocorrezione di queste patologie con alta efficacia (dai 50-55% fino ai 75%).

Il metodo di biocorrezione corrisponde ai criteri della medicina del futuro: straordinariamente alta efficacia della cura; praticamente non si usa la chemioterapia; la cura si effettua mediante dei metaboliti naturali nei dosaggi particolarmente fisiologici; si riesce ad individualizzare pazienti prendendo in considerazione i loro biotipi, bioritmi (cronoterapia), con la costruzione del modello matematico della lesione dell'organismo permettente di valutare l'efficacia della cura; pazienti in molti casi ottengono l'inserimento nella vita sociale, anche grazie al ricupero dell'intelletto.

Dr's



The Theoretical and pratical significance of the Vassiliev's biocorrection in the contemporary medical science and biology. - Vassiliev

Questo metodo è di prospettiva anche per la biocorrezione delle persone sane di diverse età nello stato dello stress ad altri.

Il metodo di biocorrezione è insostituibile per il ricupero della funzione alterata non solo della cellula nervosa ma anche dell'intero sistema nervosa che dà una base per il suo uso universale in diverse sfere della medicina e biologia: neurologia, patologie professionali, gerontologia, neurochirurgia, neurofisiologia, psicologia e molte altre nonché nella medicina e biologia sperimentali per il rivelare lenuove funzioni dei neuroormoni ed il creare l'intera serie dei preparati terapeutici della nuova generazione. I dati ottenuti possono stare alla base della creazione dei Centri abilitazioni-riabilitazioni della nuova formazione.

Parole chiave: La biocorrezione di Vassiliev – Le prove di Vassiliev con L-DOPA – La sindrome-triade Shoshina-Vassiliev – La sindrome-triade Vassiliev – Le paralisi con DA-eziologia – Metabolismo di DA – Biotipi – Ritratto biosociale – Preparati di Vassiliev.



References.

- 1 Psychology. Dictionary, M., Politisdat, 40, 41, 1990.
- 2 Vassiliev V.N. Diagnostics and treatment of the patients with neuro-muscular diseases. *Znaniye. Medicine today*, 16-28, 1990.
- 3 Vassiliev V.N. The method of Vassiliev V.N. of the treatment of diseases, connected with the lack of dopamine metabolism. *Patent N 2000114*, Russia.
- 4 Vassiliev V.N. The method of Vassiliev V.N. of the diagnostics and treatment of the neuro-muscular diseases of dopamine etiology. *Patent N 2061962*, Russia.
- 5 Vassiliev V.N. The method of Vassiliev V.N. of the diagnostics of the nervous diseases. *Patent N 2000573*, Russia.
- 6 Vassiliev V.N. The method of Vassiliev V.N. of the treatment of animals with paralysis and epilepsy. *Patent N 2028801*, Russia.
- 7 Vassiliev V.N. Pharmaceutical composition of V.N. Vassiliev for the rehabilitation of the functions of sympatico-adrenal system, the way of evaluation of the individual effectiveness of this composition for the therapy of the patients. *Patent N 99113078*, Russia.
- 8 Vassiliev V.N. Pharmaceutical composition of V.N. Vassiliev for the rehabilitation of the functions of sympatico-adrenal system, the way of evaluation of the individual effectiveness of this composition for the therapy of the patients. *Geneva, RCT/RU99/00410*.
- 9 Vassiliev V. Pharmaceutical composition of V.N. Vassiliev for the rehabilitation of sympatico-adrenal system and the evaluate of it efficient. *Patent N2157196*, Russia.
- 10 Vassiliev V.N. The method of adrenograms after Vassiliev as a method of objectivization and prognosing of a man at different states and pathologies. *Medicine. Health. - reference book. TRC "UANA"*, Kyiv, 82-83, 1999.
- 11 Vassiliev V.N. The method of biocorrection after Vassiliev as a method of treatment of incurable patients. *Medicine. Health. - reference book. TRC "UANA"*, Kyiv, 84-85, 1999.
- 12 Vassiliev V.N. Biocorrection after Vassiliev as a method of treatment of incurable nervous and neuro-psychical diseases of the dopamine etiology. *Medicine. Health. - reference book. TRC "UANA"*, Kyiv, 76-86, 2000.
- 13 Vassiliev V.N. Restoring of the intellectual sphere at the patients with mental underdevelopment of the dopamine etiology at biocorrection after Vassiliev. *Medicine. Health. - reference book. TRC "UANA"*, Kyiv, 83-86, 2000.
- 14 Vassiliev V. Metodo Vassiliev para de diagnostiko de enfermedades nerviosas de criologia dopamina. *Pons patentes y marcas*, Madrid, n. 20068, 1994.
- 15 Vassiliev V. Application del metodo Vassiliev para el tratamiento de enfermedades nerviosas de etiologia dopamina. *Pons patentes y marcas*, Madrid, *Spania* n. 20069, 1994.
- 16 Vassiliev V. Diagnostica e biocorrezione delle paralisi con eziologia dopaminica. La sindrome Shoshina-Vassiliev e la sindrome Vassiliev. *Neurologia, psichiatria, scienze umane*. V. XV, 2: 201-209, 1995.
- 17 Vassiliev V. The Vassiliev's method of adrenograms in the clinical treatoo Nervous diseases. *It. Rev. of Med. a. Surg. Res.*, Dr's, 1: 5-14, 1996.
- 18 Vassiliev V. Shoshina-Vassiliev syndrome in neurological practice, 21 year after discovery. *It. Rev. of Med. a. Surg. Res.*, Dr's, 4: 285-295, 1996.
- 19 Vassiliev V. Objective diagnosis of acute schizophrenia with the Vassiliev adrenogram method. *It. Rev. of Med. a. Surg. Res.*, Dr's, 2: 95-101, 1996.
- 20 Vassiliev V. The Vassiliev's syndrome at the patients, affected dy demyelinating diseases. *It. Rev. of Med. a. Surg. Res.*, Dr's, 2: 3,4,63-70, 1997.
- 21 Vassiliev V. Aggiomamenti., *It. Rev. of Med. a. Surg. Res.*, Dr's, 3, 1998.
- 22 Vassiliev V. Aggiomamenti., Suppl., *It. Rev. of Med. a. Surg. Res.*, Dr's, 3, 1998.
- 23 Vassiliev V. Metodo per la rivelazione di catecolamine durante il ritmo circadiano, uso di detto metodo per la diagnosi e la terapia di malattie nervose e di stati di stress. *Brevetto n. 01276615*, Italia.
- 24 Vassiliev V. C'e la possibilita di curare alcune malattie con paralisi. *Bull. Ordine dei medici*. 1: 23-25, 1996.
- 25 Vassiliev V.N., Chugunov V.S. Sympatho-adrenal activity at different states of the man. *Moscow, Medizina*, 1985.
- 26 Vassiliev V.N., Chugunov V.S. The use of the adrenograms in the clinics of neuroses. *Med. Recommendations of the Ministry of Healthcare of USSR*, 1984.
- 27 Vassiliev V.N., Chugunov V.S. Neuroses, neurose-like states and sympatico-adrenal system. *Objectivisation, diagnostics, therapy, prognosing. Medicine, Moscow*, 1984.
- 28 Vassiliev V.N., Rudenko A.Y., Tarro J. Biocorrection after Vassiliev as a method of treatment of incurable nervous and neuro-psychical diseases of the dopamine etiology. *Thesises at the conference, dedicated to 110-years anniversary of All-Union Medical Academy, S.-Petersburgh*, 412, 2000.
- 29 Vassiliev V., Rudenko A., Tarro D. Diagnostic and biocorrection at the Shoshina-Vassiliev syndrome, the syndrome of Vassiliev and other nervous and neuro-psychical diseases of the dopamine etiology. *Thesises Chi. Conferenc. Of 140-ag Military-Medic. Acad., S.-Peterburg*, 412, 4.06.2000.
- 30 Vassiliev V., Rudenko A., Tarro D. Diagnostic and biocorrection at the Shoshina-Vassiliev syndrome, the syndrome of Vassiliev and other nervous and neuro-psychical diseases of the dopamine etiology. *Vrachebnoe delo*, 112: 3-4, 2000.
- 31 Vassiliev V.N., Shoshina L.M. Diagnostics and treatment of the motor disorders, caused by the infringement of the dopamine metabolism in the syndrome of Shoshina L.M.-Vassiliev V.N.). *Inform. letter of the Ministry of Healthcare of USSR. Moscow, 1987, Ministry of healthcare of USSR*, 1988.
- 32 Vassiliev V.N., Shoshina L.M., Gorkin P.Z. The method of diagnostics of the infantile cerebral paralysis. *State Commetee on the inventions and discovery of USSR. Patent N 1198783*, 1984.
- 33 Vassiliev V.N., Shoshina L.M., Gorkin P.Z. The method of treatment of the infantile cerebral paralysis of the dopamine etiology. *State Commetee on the inventions and discovery of USSR. Patent N 1238762*, 1984.
- 34 Vassiliev V., Santullo C., Voipe S. L'oggettivazione delta riabilitazione con elementi di psicoterapia e di alcune "metodiche di rilassamento" quale il trening autogeno e lo yoga nella biocorrezione delle malattie nervose con eziologia dopaminica. *Quad. Med. Chir*, 13: 1-5, 1997.
- 35 Vassiliev V., Sheinina L., Gordiytchuk S., Tyurin A. Rehabilitation of the intellectual sphere of the patients with mental underdevelopment of dopamine etiology during the Vassiliev's biocorrection. *IJCi*, 2: 51-56, 2000.
- 36 Vassiliev V., Tarro G. Influence of L-DOPA minidoses on prevalent male births in patients with dopamine-linked paralysis during Vassiliev biocorrection therapy. *It. Rev. of Med. a. Surg. Res.*, Dr's, 1: 17-19, 1997.
- 37 Vassiliev V., Tarro G. Ritratto biosociale dell'uomo modemo. *Giomale di Medicina Militare*, 6: 147-513, 1997.
- 38 Vassiliev V., Tarro G. Diagnostic technique and biocorrection at the Shoshina-Vassiliev syndrome, the syndrome of Vassiliev and other nervous and neuro-psychical diseases of the dopamine etiology. *It. Rev. of Med. a. Surg. Res.*, Dr's, 2-4: 71-79, 1999.
- 39 Vassiliev V.N., Tyurin A.V. Complete or partial rehabilitation of the patients of the dopamine etiology. In the collection "Education of the disabled". M., 150-154, 1997.
- 40 Vassiliev V., Vassiliev F. Dalle paralisi alia salute. *Idelson*, 1994.
- 41 Vassiliev V., Vinnizki A., Tarro G. Aggiomamenti., Suppl, n. 2, 1999.
- 42 Vassiliev V. Shicharev N. Perspective application of adrenogram in clinics of alcoholism. *Journal "Psychology"* π4, p.12-17, 1987
- 43 Zuker M.B. Clinical neuropathology of the children's age. *M. Medicine*, 275, 1986